



**GIGATRAK FILE
INSTALLATION**

GIGATRAK FILE INSTALLATION

This document provides detailed instruction with regard to downloading and extracting the GigaTrak application files embedded in the *.zip file link provided in your GigaTrak Order Acknowledgement Letter.

DOWNLOAD LINK

First, select the download link directly from your Order Acknowledgment Letter:

Download Link Information (Sample):

GigaTrak XYZ Basic (GigaTrak Product)

Licenses: 1


Version: 1.16.1

Customer ID: CUSTID

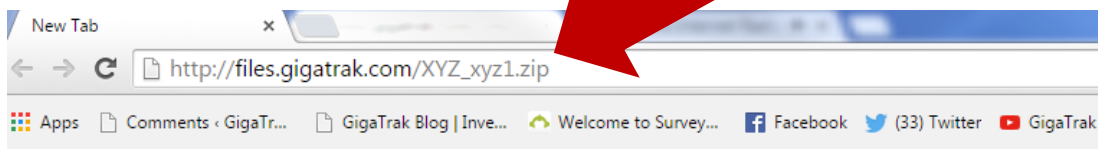
License Key: N123-Y987-Z456-W321

http://files.gigatrak.com/XYZ_xyz1.zip

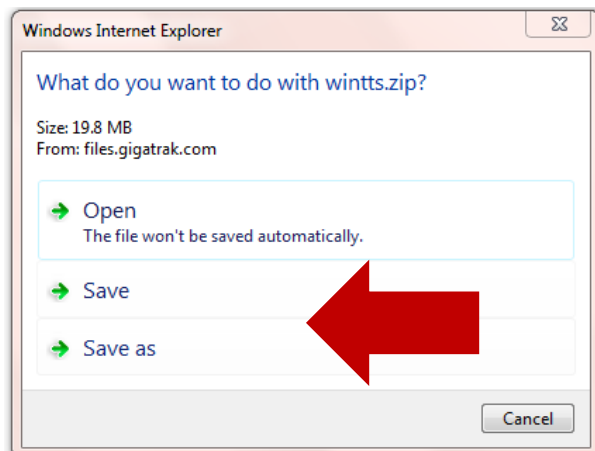
Password: xyzgiga



OR, enter it directly into your web browser:



The following window appears. Select Save or Save As to download the *.zip file to your computer. Remember the file location of where you save it. This will download your software application, so once it is downloaded, keep this zip file in a safe place.



Next, locate the *.zip file on your computer (where you saved it) and Right Click on it. Select "Extract All" from the drop-down selection that appears.

A password will be required. The password will be noted below the original *.zip file link:

Download Link Information (Sample):

GigaTrak XYZ Basic (GigaTrak Product)

Licenses: 1


Version: 1.16.1

Customer ID: CUSTID

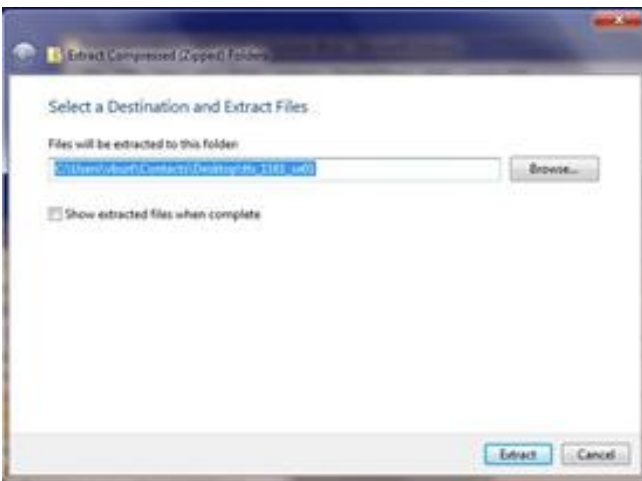
License Key: N123-Y987-Z456-W321

http://files.gigatrak.com/XYZ_xyz1.zip

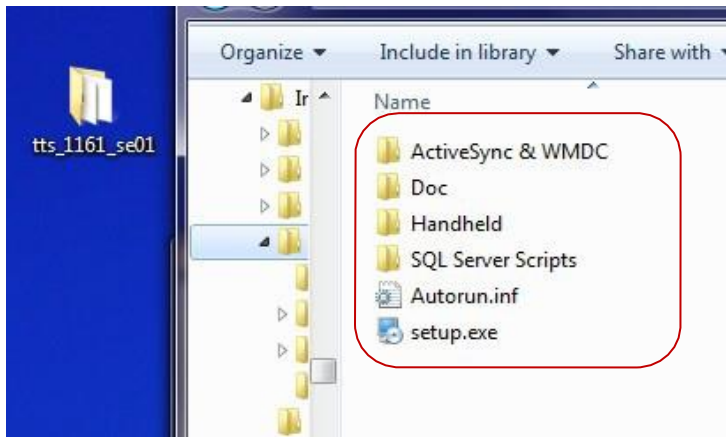
Password: xyzgiga



Select the destination where you want the extracted files to be sent:

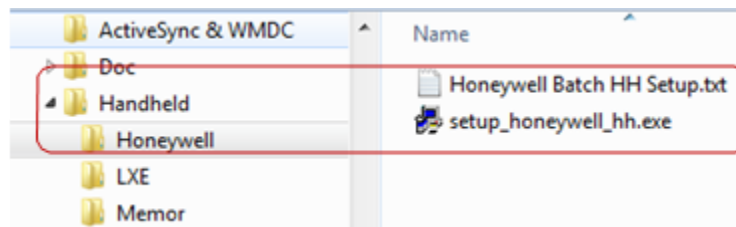


Once extracted, the file folder should have the same name as the original *.zip file, and the folders within will be as follows:



FOLDERS

- WMDC
 - Windows communication software used to synchronize data from the mobile handheld terminal to the GigaTrak PC application software.
 - Contains
 - Drvupdate-amd64.exe (install this if PC system is Windows 7 or newer, 64-bit)
 - Drvupdate-x86.exe (install this if PC system is Windows 7 or newer, 32-bit)
- Doc
 - Support documentation for the GigaTrak software
 - Support documentation for the handheld data terminal
- Handheld
 - Client software that needs to be installed on any handheld data terminal purchased to use with the software
 - Contains
 - Folder with name of manufacturer of terminal purchased
 - “batch” or “wireless” software option



- Setup.exe
 - Run and Install GigaTrak application with this file

Follow the instructions provided in the GigaTrak *install.pdf file, located in the Doc folder, to install your product.

REGISTER PRODUCT

Download Link Information (Sample):


GigaTrak XYZ Basic (GigaTrak Product)

Licenses: 1

Version: 1.16.1

Customer ID: CUSTID

License Key: N123-Y987-Z456-W321



http://files.gigatrak.com/XYZ_xyz1.zip

Password: xyzgiga